

SL45-60 MBI

350~365W


HALF-CUT Series

1,500V Monocrystalline PV Module

CERTIFICATIONS

IEC 61215, 61730 / UL 61730
 ISO 9001: Quality Management System
 ISO 14001: Environmental Management System
 ISO 45001: Occupational Health & Safety System

All Black



FEATURES



Enhanced External Load/Impact

Snow Load : 5,400 Pa
 Wind Load : 2,400 Pa



PID Resistance

Enhanced Potential Induced Degradation Resistance



Fire Safety

Spread of Flame Class A
 Burning Brand Class C



Higher output power

0~+5Wp,
 Higher than rated power



Excellent performance under low light conditions

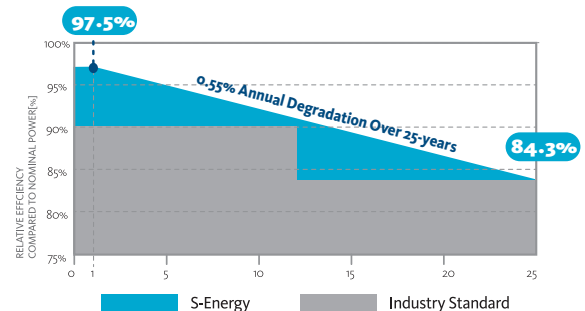
Cloudy days, mornings and evenings



WARRANTY

12-YEARS PRODUCT WARRANTY

25-YEARS LINEAR PERFORMANCE WARRANTY



S-Energy Co., Ltd.

S-Energy America
 (SEAI America, Inc.)

S-Energy Chile
 (S-Energy Chile SpA)

S-Energy Japan_Osaka Headquarters
 (S-Energy Japan Co., Ltd.)

S-Energy Japan_Tokyo Branch
 (S-Energy Japan Co., Ltd.)

A 20 PanGyoYeok-Ro 241BeonGil, BunDang-Gu, SeongNam-Si, GyeongGi-Do, Korea (3F MiraeAsset Tower)
 T +82-70-4339-7100 F +82-70-4339-7199 E inquiry@s-energy.com

A 18022 Cowan, Suite 260, Irvine, CA 92614, U.S.A.
 T +1-949-281-7897 F +1-949-281-7893 E sales.us@s-energy.com

A Av. Cerro El Plomo N°5420, Office 402, Las Condes, Santiago, Chile
 T +56-22-604-8111 E sales.cl@s-energy.com

A 8F, MJ Abeno Bldg., 1-5-1, Maruyama-dori, Abeono-ku, Osaka-shi, Osaka, Japan
 T +81-6-4703-5388 F +81-6-4703-5387 E sales_jp@s-energy.com

A Fukuroku Building 2F, 2-7 Kanda-Tsukasamachi, Chiyoda-ku, Tokyo, Japan
 T +81-3-6261-3759 F +81-3-6261-3769 E sales_jp@s-energy.com

Homepage

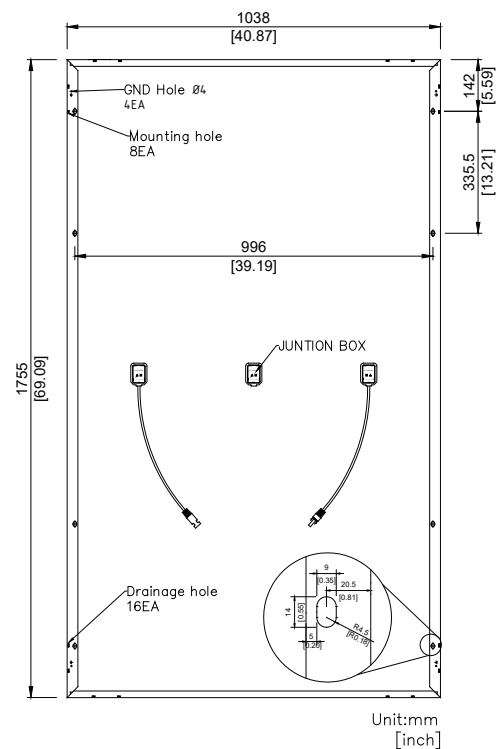


ELECTRICAL CHARACTERISTICS

STC (Irradiance 1,000W/m ² , module temperature 25°C, AM=1.5)	SL45-60MBI-350Z	SL45-60MBI-355Z	SL45-60MBI-360Z	SL45-60MBI-365Z
Rated Power (Pmax)	350W	355W	360W	365W
Voltage at Pmax (Vmp)	33.4V	33.6V	33.8V	34.0V
Current at Pmax (Imp)	10.48A	10.57A	10.66A	10.74A
Warranted Minimum Pmax	350W	355W	360W	365W
Short-Circuit Current (Isc)	11.04A	11.14A	11.24A	11.33A
Open-Circuit Voltage (Voc)	40.2V	40.4V	40.6V	40.8V
Module Efficiency	19.21%	19.49%	19.76%	20.04%
Operating Module Temperature	-40°C to +85°C			
Maximum System Voltage	1,500V			
Fuse Rating	20A			
Maximum Reverse Current	27A			
Power Tolerance	0 ~ +5W			

MECHANICAL CHARACTERISTICS

Solar Cells	Monocrystalline Cells 166x83mm
Number of Cells	60 Half Cells (6x20 Matrix)
Dimensions	1,755 x 1,038 x 35mm
Front Load	5,400Pa
Rear Load	2,400Pa
Weight	20.5kg
Glass	3.2mm High-Transmittance Low Iron Tempered Glass
Frame	Anodized Aluminum Frame (Black)
J-Box	≥ IP67 with 3 bypass diodes
Output Cables	PV Wire (PV1-F), 12AWG (4mm ²), Cable Length : 350mm * cable length can be customized
Connectors	MC4 Compatible

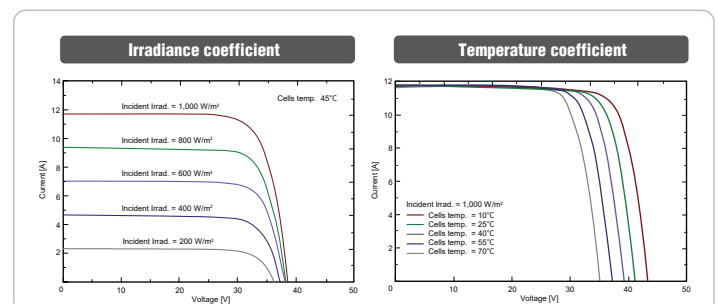


TEMPERATURE CHARACTERISTICS

Temperature coefficient of Isc	0.050 % / °C
Temperature coefficient of Voc	-0.290 % / °C
Temperature coefficient of power	-0.360 % / °C
NOCT (Tair 20°C ; Irradiance 800W/m ² ; Wind 1m/s)	44±3 °C

PACKING CONFIGURATION

Container	20'	40'
Modules Per Pallet	30pcs	30pcs
Pallets Per Container	12pallets	26pallets
Modules Per Container	360pcs	780pcs



REMARKS

- Pmax measurement tolerance : ±2.5%
- S-Energy uses triple A class simulator.
- Specification subject to change without prior notice.
- S-Energy reserves the rights of final interpretation.

NOTES

Installation instruction supplied with the module must be duly followed. For further information which is not mentioned on installation guides or directions, please contact to our technical service department.
· E-mail : Inquiry@s-energy.com