


# DNA-120


ALL-BLACK DESIGN


330W | 325W | 320W





## Maximize Energy Production

High-efficiency, Half-cut cell panel

 Advanced technology boosts power generation

 Resilient in extreme weather conditions  
5400 Pa snow load  
175 mph wind load

 All-black design for pristine aesthetics

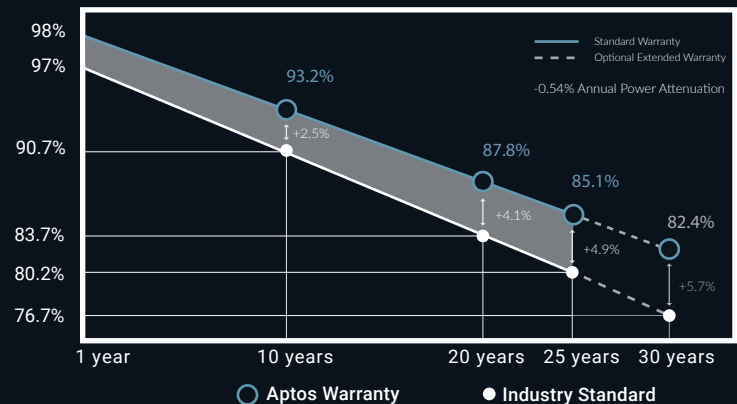
 25 year extended product warranty\*  
30 year extended peak power warranty\*

Our DNA Half-cut Cell Series impressively combines advanced technologies to maximize performance. Our patented DNA, Dual Nano Absorber, technology allows for panel operate at high efficiencies with excellent performance in high temperature environments.

\*Aptos Solar Technology solar panels come with a standard 15 product warranty and 25 year peak power warranty. Customers must select optional warranty upgrade package to qualify extended 25 year product warranty and extended 30 year peak power warranty.

[www.aptosolar.com](http://www.aptosolar.com) | [info@aptossolar.com](mailto:info@aptossolar.com)

### Linear Performance Warranty




### Factory Certifications



### Product Certifications





# DNA-120

BLACK FRAME, BLACK BACK-  
HIGH EFFICIENCY, HALF-CUT CELL PANEL



## ELECTRICAL SPECIFICATIONS (+3%/-0%)

DNA-120-MF23-320W      DNA-120-MF23-325W      DNA-120-MF23-330W

STCrated output $P_{mpp}$ (W)	320	325	330
Module Efficiency	18.96%	19.25%	19.54%
Open Circuit Voltage $V_{voc}$ (V)	39.92	40.10	40.27
Short Circuit Current $I_{sc}$ (A)	10.35	10.43	10.51
Rated Voltage $V_{mpp}$ (V)	32.51	32.71	32.91
Rated Current $I_{mpp}$ (A)	9.84	9.93	10.02

Standard Test Conditions for front-face of panel:  
1000 W/m<sup>2</sup>, 25 °C, measurement uncertainty ≤3%


## TEMPERATURE COEFFICIENTS

Temperature Coefficients $P_{mpp}$	-0.40%/°C
Temperature Coefficients $I_{sc}$	+0.046%/°C
Temperature Coefficients $V_{oc}$	-0.306%/°C
Normal Operating Cell Temperature (NOCT)	45 °C

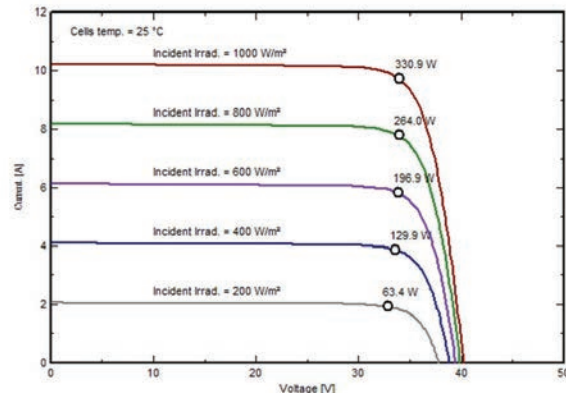
## TEST OPERATING CONDITIONS

Maximum Series Fuse	20A
Maximum System Voltage	1,500 VDC (UL&IEC)
Maximum Load Capacity (Per UL1703)	5,400PA Snow Load 175mph Wind Rating
Fire Performance Class	Class C/Type 1

## MODULE DIMENSIONS



## I-V CURVE



## MECHANICAL PROPERTIES

Cell Type	Monocrystalline
Glass	Low Iron, Tempered
Frame	Anodized Aluminum Alloy
Junction Box	IP67
Dimension	1684 x 1002 x 35mm
Output Cable	4mm <sup>2</sup> (EU)12AWG, 39.37in(1000mm)
Weight	41.9lbs.(19kg)
Cable Length	1200mm

## PACKAGING CONFIGURATION

Number of Modules per Pallet	30
Number of Pallets per 40ft HQ Container	26
Pallet Dimensions (mm)	1720X 1140 X 1140
Pallet weight (kg)	620
Container weight (kg)	16120

## PRODUCT CERTIFICATIONS

