



THE MOST DEPENDABLE SOLAR BRAND

EAGLE 72HM G4b

430-450 WATT • HALF CELL BIFACIAL

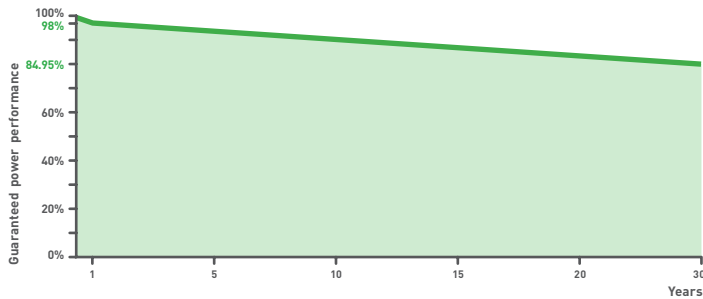
Positive power tolerance of 0~+3%



- NYSE-listed since 2010, Bloomberg Tier 1 manufacturer
- Best-selling module globally for last 4 years
- Top performance in the strictest 3rd party labs
- Automated manufacturing utilizing artificial intelligence
- Vertically integrated, tight controls on quality
- Premium solar panel factories in USA and Malaysia

LINEAR PERFORMANCE WARRANTY

30-Year Performance Warranty



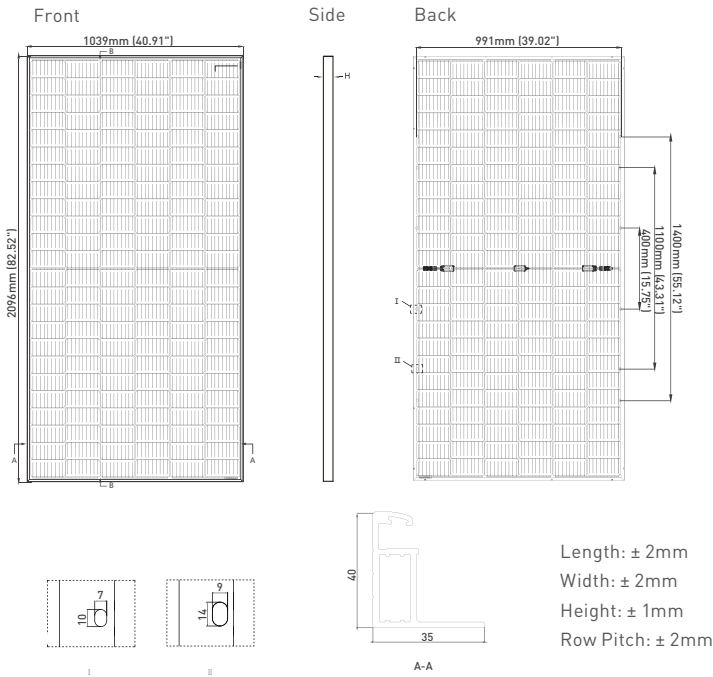
- ISO9001:2015 Quality Standards
- ISO14001:2015 Environmental Standards
- IEC61215, IEC61730 certified products
- ISO45001:2018 Occupational Health & Safety Standards
- UL61730 certified products



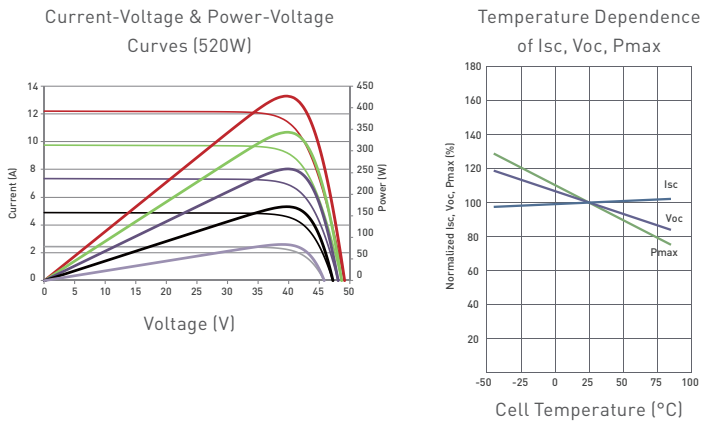
KEY FEATURES

-  **Multi Busbar Half Cell Technology**
High efficiency half cut solar cells deliver high power in a small footprint
-  **Bifacial Power Gain**
Bifacial cell architecture allows backside bonus and more lifetime power yield
-  **Light-Weight Design**
Use of transparent backsheets allows for easy installation and low BOS cost
-  **Shade Tolerant**
Twin array design allows continued performance even with shading by trees or debris
-  **Protected Against All Environments**
Certified to withstand humidity, heat, rain, marine environments, wind, hailstorms, and packed snow

ENGINEERING DRAWINGS



ELECTRICAL PERFORMANCE & TEMPERATURE DEPENDENCE



ELECTRICAL CHARACTERISTICS

Module Type	JKM430M-72HLM-TV		JKM435M-72HLM-TV		JKM440M-72HLM-TV		JKM445M-72HLM-TV		JKM450M-72HLM-TV	
	STC	NOCT	STC	NOCT	STC	NOCT	STC	NOCT	STC	NOCT
Maximum Power (Pmax)	430Wp	320Wp	435Wp	324Wp	440Wp	327Wp	445Wp	331Wp	450Wp	335Wp
Maximum Power Voltage (Vmp)	40.61V	37.42V	40.81V	37.63V	41.01V	37.80V	41.21V	38.01V	41.40V	38.22V
Maximum Power Current (Imp)	10.59A	8.55A	10.66A	8.60A	10.73A	8.66A	10.80A	8.71A	10.87A	8.76A
Open-circuit Voltage (Voc)	48.76V	45.93V	48.96V	46.11V	49.16V	46.30V	49.36V	46.49V	49.56V	46.68V
Short-circuit Current (Isc)	11.28A	9.11A	11.35A	9.17A	11.42A	9.22A	11.49A	9.28A	11.56A	9.34A
Module Efficiency STC (%)	19.80%		19.97%		20.20%		20.43%		20.66%	

*STC: ☀ Irradiance 1000W/m²
NOCT: ☀ Irradiance 800W/m²

🌡 Cell Temperature 25°C
🌡 Ambient Temperature 20°C

☁ AM = 1.5
☁ AM = 1.5
🌀 Wind Speed 1m/s

*Power measurement tolerance: $\pm 3\%$

MECHANICAL CHARACTERISTICS

No. of Half Cells	144 (2x72)
Dimensions	2096×1039×40mm (82.52×40.91×1.57in)
Weight	25.47kg (56.15 lbs)
Front Glass	3.2mm, Anti-Reflection Coating High Transmission, Low Iron, Tempered Glass
Frame	Anodized Aluminum Alloy
Junction Box	IP68 Rated
Output Cables	12 AWG, 1400mm (55.12in) or Customized Length
Fire Type	Type 1
Pressure Rating	5400Pa (Snow) & 2400Pa (Wind)

TEMPERATURE CHARACTERISTICS

Temperature Coefficients of Pmax	-0.35%/°C
Temperature Coefficients of Voc	-0.29%/°C
Temperature Coefficients of Isc	0.048%/°C
Nominal Operating Cell Temperature (NOCT)	45±2°C
Refer. Bifacial Factor	70±5%

MAXIMUM RATINGS

Operating Temperature (°C)	-40°C~+85°C
Maximum System Voltage	1500VDC (UL and IEC)
Maximum Series Fuse Rating	25A

PACKAGING CONFIGURATION

(Two pallets = One stack)
27pcs/pallets, 54pcs/stack, 594pcs/40 HQ Container

BIFACIAL OUTPUT-REAR SIDE POWER GAIN

	Maximum Power (Pmax)	452Wp	457Wp	462Wp	467Wp	473Wp
5%	Module Efficiency (%)	20.76%	20.99%	21.21%	21.44%	21.72%
	Maximum Power (Pmax)	495Wp	500Wp	506Wp	512Wp	518Wp
15%	Module Efficiency (%)	22.73%	22.96%	23.24%	23.51%	23.79%
	Maximum Power (Pmax)	538Wp	544Wp	550Wp	556Wp	563Wp
25%	Module Efficiency (%)	24.70%	24.98%	25.26%	25.53%	25.85%

The company reserves the final right for explanation on any of the information presented hereby. JKM430-450M-72HLM-TV-F1-US

BUILDING YOUR TRUST IN SOLAR. JINKOSOLAR.US

Jinko Solar