


GAMMA SERIES™

RESIDENTIAL SOLAR MONO | MONOFACIAL | PERC | PV MODULE



Power Range:	355W 360W 365W 370W
Technology:	PERC Half cut cell 9 Busbar 120 Cells
Design:	Single Glass Black Frame Black Backsheet
Module Efficiency:	20.0%
Cell Efficiency:	22.5%~23.3%
Power Tolerance:	0~+5W
System Voltage:	1000/1500 V DC
Module Size:	69.72 x 41.19 x 1.38 inch
Module Weight:	46.30 lb.
Module Code:	BVM6610M-XXS-H-HC

DESIGNED TO PERFORM AND BUILT TO LAST

Our PV modules are designed with better technology in mind, made from robust product components, under stringent quality control steps and high-tech manufacturing processes.

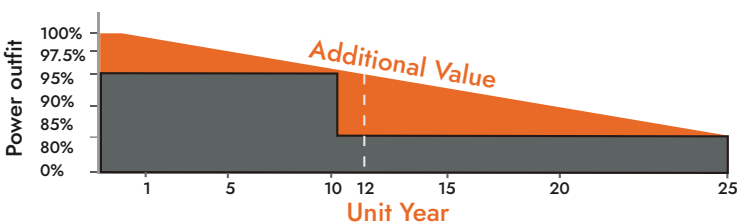
PERC, half-cut, multi-busbar, and large cell designs enables our PV modules to pack more power per module, capture more

photons, produce more energy, and provide reliable, dependable system performance under different installations requirements, difficult weather, or environmental conditions. Whether you are EPC, installer, contractor, or project developer, we have the right and better PV module for your residential, commercial, industrial, and utility scale solar projects.

- Monocrystalline technology
- P-Type semiconductor
- Passivated emitter and rear cell technology
- Half cut cell
- Multi-Busbar cell
- Large wafer design
- Beautiful aesthetic
- Robust product component

WARRANTY

25- Year linear power warranty
12 -Year product warranty



- Output Linear Warranty
 - Standard Warranty
- 1 (12) years product warranty
2 Out linear warranty with 2.5% degradation in the 1st year and less than 0.6% degradation each year from 2nd year to 25th year

CERTIFICATES

UL 61730 | IEC 61215 | IEC 61730 | CE Listed | MCS
ISO 9001 Quality Management System
ISO 14001 Environmental Management System
ISO 45001 Occupational Health and Safety Management System

*Please contact with Boviet Solar representative for Full list of certificates according to local requirements and PV module product type.

ELECTRICAL CHARACTERISTICS | STC

Maximum Power (Pmax)	355W	360W	365W	370W
Maximum Power Current (Imp)	10.70A	10.78A	10.87A	10.96A
Maximum Power Voltage (Vmp)	33.23V	33.45V	33.63V	33.81V
Short Circuit Current (Isc)	11.29A	11.37A	11.46A	11.54A
Open Circuit Voltage (Voc)	40.02V	40.21V	40.38V	40.56V
Module Efficiency	19.2%	19.4%	19.7%	20.0%
Power Tolerance	0~+5W	0~+5W	0~+5W	0~+5W

STC: AM1.5 Irradiance 1000W/m², 25° C

ELECTRICAL CHARACTERISTICS | NOCT

Maximum Power (Pmax)	355W	360W	365W	370W
Maximum Power (Pmax)	265.1W	268.8W	272.6W	276.3W
Maximum Power Current (Imp)	8.57A	8.63A	8.71A	8.78A
Maximum Power Voltage (Vmp)	30.98V	31.19V	31.35V	31.52V
Short Circuit Current (Isc)	9.12A	9.19A	9.26A	9.32A
Open Circuit Voltage (Voc)	37.44V	37.62V	37.78V	37.95V

NOCT: AM 1.5 Irradiance 800/m², 20° C, Wind speed 1m/s

MECHANICAL CHARACTERISTICS

Solar Cell	Monocrystalline PERC PV cells 166mm cell Half-cut 9 Busbar 120 (6x20) pcs in series
Solar Modules	Monofacial 69.72 x 41.19 x 1.38 inch. Weight: 46.30 lb.
Module Glass	3.2 mm (0.13 inch) High transparency, low iron, AR-coated tempered glass
Module Frame	Frame 35 mm Ultra-strong, anodized aluminum alloy frame
Module Junction Box	IP68 rated 3 bypass diodes
Module Output Cable	4mm ² (EU) 12 AWG (US) 39.38 inch
Module Connector	Multi contact (MC4) compatible connectors
Module Encapsulant	EVA (ethyl vinyl acetate)
Module Backsheet	FFC backsheet
Module Fire Type	Type 1 Fire rated

PACKING INFORMATION

Pieces per pallet:	31
Pallets per container (40HQ):	26
Pieces per container (40HQ):	806
Pallet Weight:	1545.44 lb.
Pallet Dimension:	70.92 x 44.69 x 45.88 inch

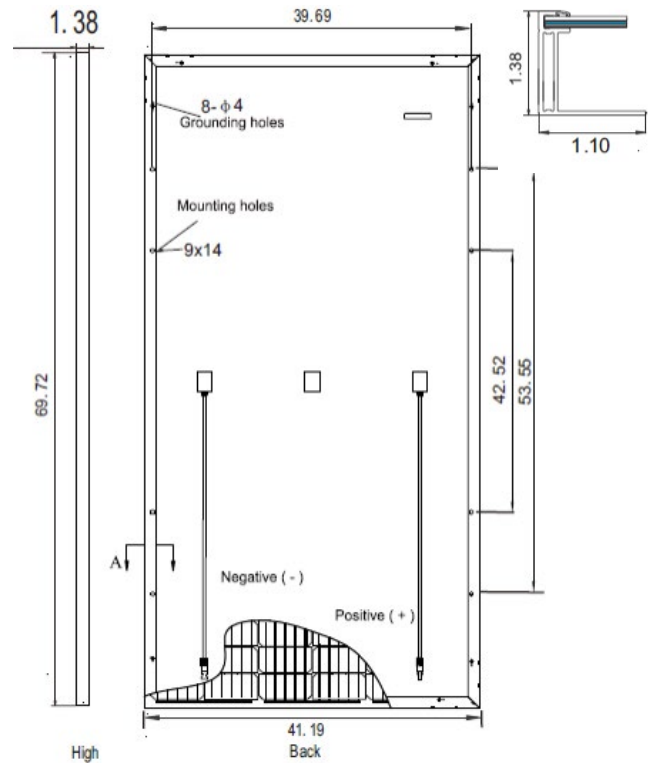
MAXIMUM RATING

Operating Temperature	-40°F~185°F
Maximum Series Fuse Rating	20A
Isc Temperature Coefficient	1000/1500V DC

THERMAL CHARACTERISTICS

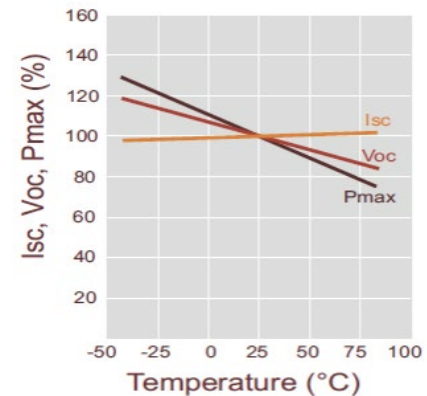
Pmax Temperature Coefficient	0.35%/K
Voc Temperature Coefficient	-0.28%/K
Isc Temperature Coefficient	+0.049%/K
NOCT	113±35.6 F

PV Module: Mechanical Drawing



PV Module: IV Curve

Irradiance: AM 1.5, 1,000W/m² (365W)



PV Module: IV Curve

