

msolar

108BB 400W

HC Series

mSolar 10BB Half-Cell Black
Monocrystalline PERC PV Module



Excellent efficiency

10 busbar technology increases power by decreasing the distance between busbars and the finger grid line



Improved weak illumination response

More power output even in lower light conditions such as overcast days or off-peak sunlight hours



Anti PID

Panels rigorously tested to limit power degradation caused by 'stray' currents



High wind and snow resistance

5,400Pa Snow Load
2,400Pa Wind Load



25-year warranty

M Solar modules are guaranteed to retain at least 84.3% of the initial power output



Appealing Aesthetics

Fully black module creates a sleek, uniform array

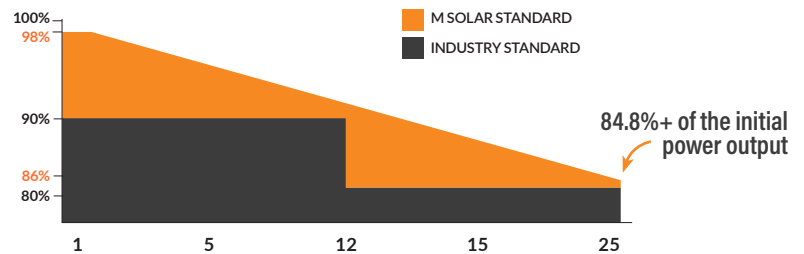


25-year product warranty,
25-year output warranty

Warranty backed by Mission Solar Energy



0.5% annual degradation
over 25 years



CEC



UL 61730 | IEC 61215 | IEC 61730
ISO9001, ISO14001, ISO45001

energy.inxeption.com

888-852-4783

Electrical Characteristics | STC*

Module Type	TX110-395108BB	TX110-400108BB	TX110-405108BB
Nominal Power Watt Pmax (W)*	395	400	405
Power Output Tolerance Pmax (W)	0~+5	0~+5	0~+5
Maximum Power Voltage Vmp (V)	30.84	31.01	31.21
Maximum Power Current Imp (A)	12.81	12.90	12.98
Open Circuit Voltage (V)	36.98	37.07	37.23
Short Circuit Current Isc (A)	13.70	13.97	13.87
Module Efficiency (%)	20.23	20.48	20.74

*STC (Standard Test Condition): Irradiance 1000W/m², Module Temperature 25°C, AM 1.5
*Measuring tolerance: ±

Electrical Characteristics | NMOT*

Maximum Power Watt Pmax (Wp)	298	270	274
Maximum Power Voltage Vmpp (V)	29.08	29.26	29.47
Maximum Power Current Imp (A)	10.25	10.32	10.38
Open Circuit Voltage Voc (V)	34.75	34.88	35.12
Short Circuit Current Isc (A)	10.96	11.03	11.10

*NMOT(Nominal module operating temperature): Irradiance 800W/m², Ambient Temperature 20°C, AM 1.5, Wind Speed 1m/s

Mechanical Data

Solar Cells	Mono PERC, 182mm half cells
Cells orientation	108 (6x9+6x9)
Module dimension	67.80x44.65x1.38 in. (1,722x1,134x35 mm)
Weight	46.30 lb (21.00 kg)
Glass	3.2mm, High Transmission, Low Iron & Semi-Tempered Glass
Junction Box	IP 68, 3 Diodes
Cables	1,200mm
Connectors	MC4 EVO2

Temperature Ratings

NOCT	42°C±2°C
Temperature coefficient of Pmax	-0.350%/°C
Temperature coefficient of Voc	-0.275%/°C
Temperature coefficient of Isc	+0.045%/°C

Working Conditions

Maximum System Voltage	1500VDC
Operating Temperature	-40°C ~+85°C
Maximum Series Fuse	25A
Maximum Load (Snow/Wind)	5,400Pa / 2,400Pa

Fire Rating

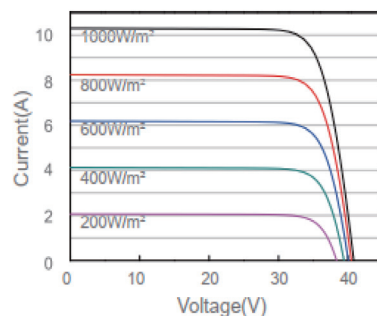
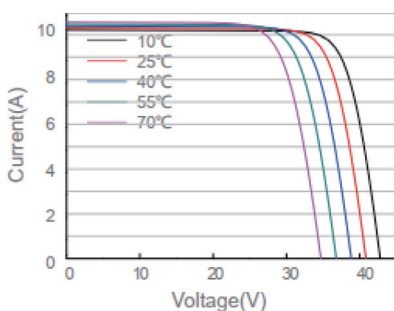
UL Type 1**

* Do not connect Fuse in Combiner Box with two or more strings in parallel connection

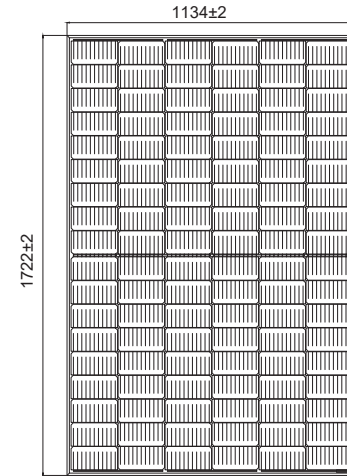
* Remark: Electrical data in this catalog do not refer to a single module and they are not part of the offer. They only serve for comparison among different module types.

** Please note, the 'Fire Class' Rating is designated for the full installed PV system, which includes, but is not limited to, the module, the type of mounting used, pitch and roof composition.

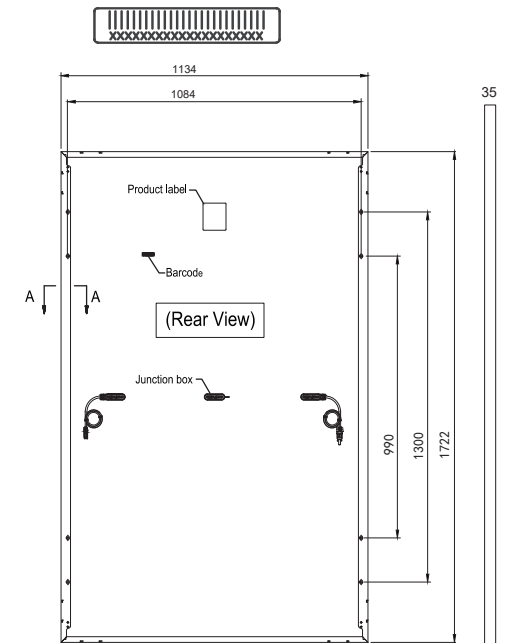
I-V Curves of PV Module (365W)



Dimensions (MM)



Front

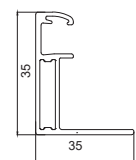


Back

Side

Tolerance:
Length: ±2mm
Width: ±2mm
Height: ±1mm
Pitch-row: ±1mm

Section A-A



Packaging Details

31 Panels per pallet	Pallet Stack Weight	Truck Weight
26 Pallets per truck	2,934 lbs. (1341.98 kg)	38,461.2 lbs. (17,445.7 kg)