

CertainTeed Solar

CT SERIES 120 HALF-CELL SOLAR MODULES



Half-Cell Monocrystalline Type

CT360HC11-06
CT365HC11-06
CT370HC11-06



Features and Benefits

High Quality / High Power

- Up to 370W with black backsheet
- UL listed (UL 61730)
- Positive power output tolerance

Limited Warranty*

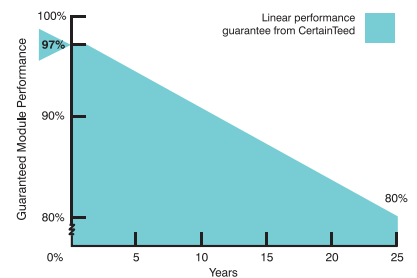
- 25-year linear power output warranty

*See CertainTeed's limited warranty for details

See reverse for product specifications



Power Output Warranty





Electrical Characteristics

		360W	365W	370W
Nominal Output (Pmpp)	W	360	365	370
Voltage at Pmax (Vmpp)	V	33.8	33.96	34.06
Current at Pmax (Impp)	A	10.66	10.75	10.87
Open Circuit Voltage (Voc)	V	40.6	40.7	40.8
Short Circuit Current (Isc)	A	11.24	11.36	11.51
Output Tolerance	W	-0 / + 5		
No. of Cells & Connections	120 half-cells with 3 bypass diodes			
Maximum Series Fuse Rating	20A			
Cell Type	Monocrystalline			
Module Efficiency	%	19.73	20.01	20.29
Temperature Coefficient of Pmpp	%/C	-0.36		
Temperature Coefficient of Voc	%/C	-0.29		
Temperature Coefficient of Isc	%/C	0.05		




Mechanical Characteristics

Laminate	Glass: 3.2 high transmission, tempered, anti-reflective Encapsulant: POE Backsheet: Weatherproof film (Black)
Frame	Anodized aluminum (Black)
Junction Box	IP68
Output Cables	4 mm ² (12AWG) PV Wire, Length 1.2m (47.2")
Connectors	Polarized MC compatible
Weight	20.5 kg (45.19 lbs)

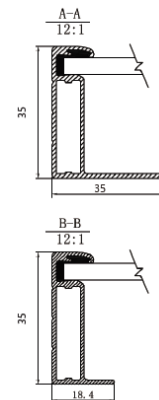


Dimensions



Operating Conditions

Nominal Operating Cell Temp.	44+/-2° C
Operating Temperature	-40 to 85° C
Maximum System Voltage	1,500V
Fire Performance	Class C / Type 1
Maximum Wind Load	210mph wind speed (5400 Pa)
Maximum Snow Load	112 lbs/ft ² (5400 Pa)



CertainTeed

CEILINGS • DECKING • FENCE • GYPSUM • INSULATION • RAILING • ROOFING • SIDING • TRIM

20 Moores Road Malvern, PA 19355 Professional: 800-233-8990 Consumer: 800-782-8777 certainteed.com