



## SunPower® X-Series: X21-350 | X21-335 | X20-327

# SunPower® Residential AC Module

Built specifically for use with the SunPower Equinox™ system, the only fully integrated solution designed, engineered, and warranted by one manufacturer.



### Maximum Power. Minimalist Design.


Industry-leading efficiency means more power and savings per available space. With fewer modules required and hidden microinverters, less is truly more.



### Highest Lifetime Energy and Savings

Designed to deliver 60% more energy over 25 years in real-world conditions like partial shade and high temperatures.<sup>1</sup>

## Fundamentally Different. And Better.



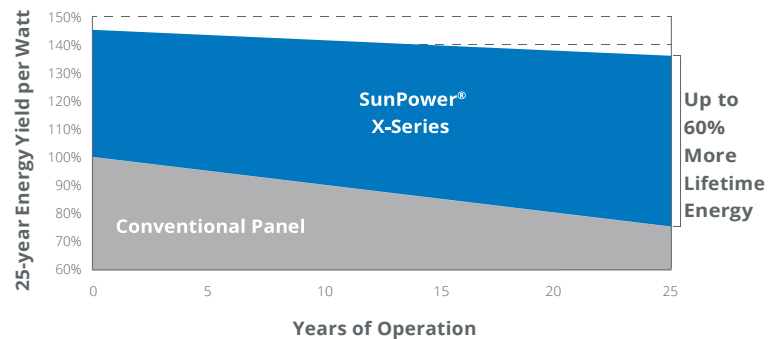
### The SunPower® Maxeon® Solar Cell

- Enables highest-efficiency modules available<sup>2</sup>
- Unmatched reliability<sup>3</sup>
- Patented solid metal foundation prevents breakage and corrosion



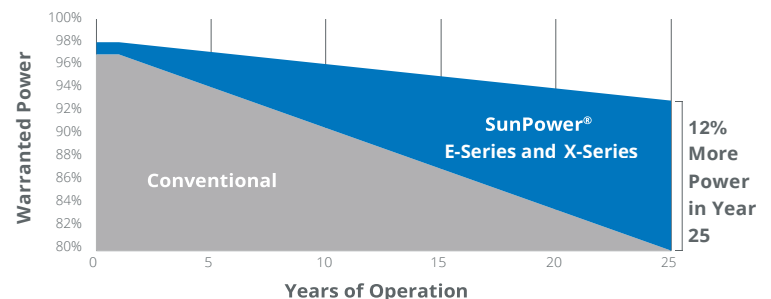
### Factory-integrated Microinverter

- Simpler, faster installation
- Integrated grounding, wire management, and rapid shutdown
- Engineered and calibrated by SunPower for SunPower AC modules



### Best Reliability, Best Warranty

With more than 25 million modules deployed around the world, SunPower technology is proven to last. That's why we stand behind our module and microinverter with the industry's best 25-year Combined Power and Product Warranty, including the highest Power Warranty in solar.



AC Electrical Data

SRD Profile		IEEE 1547a-2014 <sup>4</sup> (default settings) min. / nom. / max.	CA Rule 21 <sup>4</sup> min. / nom. / max.
Frequency (Hz)		59.5 / 60.0 / 60.5	58.5 / 60.0 / 60.5
Power Factor		0.99 / 1.00 / 1.00	0.85 lead. / 1.00 / 0.85 lag.
Reactive Power			±169 Var Volt-VAr
Voltage	@240 V @208 V	211.2 / 240 / 264 V 183 / 208 / 228.8 V	
Max. Current	@240 V @208 V	1.33 A 1.54 A	
DC/AC CEC Conversion Efficiency	@240 V @208 V	96.0% 95.5%	
Max. Units Per 20 A Branch Circuit	@240 V @208 V	12 (single phase) 10 (two pole) wye	
Power		320 W, 320 VA	
No active phase balancing for 3-phase installations			

DC Power Data

	X21-350-BLK-D-AC	X21-335-BLK-D-AC	X20-327-BLK-D-AC
Nominal Power <sup>5</sup> (P <sub>nom</sub> )	350 W	335 W	327 W
Power Tol.		+5/-0%	
Efficiency	21.5%	21.0%	20.4%
Temp. Coef. (Power)		-0.29%/°C	
Shade Tolerance	<ul style="list-style-type: none"> <li>• Three bypass diodes</li> <li>• Integrated module-level maximum power point tracking</li> </ul>		

Tested Operating Conditions

Operating Temp.	-40°F to +149°F (-40°C to +65°C)
Max. Ambient Temp.	122°F (50°C)
Max. Load	Wind: 62 psf, 3000 Pa, 305 kg/m <sup>2</sup> front & back Snow: 125 psf, 6000 Pa, 611 kg/m <sup>2</sup> front
Impact Resistance	1 inch (25 mm) diameter hail at 52 mph (23 m/s)

Mechanical Data

Solar Cells	96 Monocrystalline Maxeon Gen III
Front Glass	High-transmission tempered glass with anti-reflective coating
Environmental Rating	Outdoor rated
Frame	Class 1 black anodized (highest AAMA rating)
Weight	45.5 lbs (20.6 kg)
Recommended Max. Module Spacing	1.3 in. (33 mm)

1 SunPower 360 W compared to a Conventional Panel on same-sized arrays (260 W, 16% efficient, approx. 1.6 m<sup>2</sup>), 4% more energy per watt (based on third-party module characterization and PVSIM), 0.75%/yr slower degradation (Campeau, Z. et al. *SunPower Module Degradation Rate*, SunPower white paper, 2013).

2 Based on search of datasheet values from websites of top 10 manufacturers per IHS, as of January 2017.

3 #1 rank in "Fraunhofer PV Durability Initiative for Solar Modules: Part 3". PVTech Power Magazine, 2015. Campeau, Z. et al. *SunPower Module Degradation Rate*, SunPower white paper, 2013.

4 Factory set to 1547a-2014 default settings. CA Rule 21 default settings profile set during commissioning. See the *Equinox Installation Guide* #518101 for more information.

5 Standard Test Conditions (1000 W/m<sup>2</sup> irradiance, AM 1.5, 25°C). NREL calibration standard: SOMS current, LACCS FF and voltage. All DC voltage is fully contained within the module.

See [www.sunpower.com/facts](http://www.sunpower.com/facts) for more reference information.

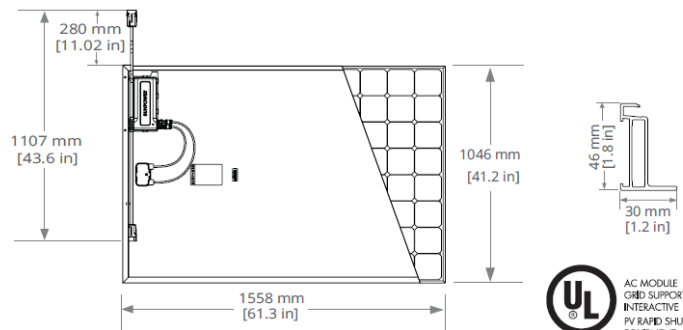
For more details, see extended datasheet [www.sunpower.com/datasheets](http://www.sunpower.com/datasheets). Specifications included in this datasheet are subject to change without notice.

©2018 SunPower Corporation. All Rights Reserved. SUNPOWER, the SUNPOWER logo and MAXEON are registered trademarks of SunPower Corporation in the U.S. and other countries as well.

1-800-SUNPOWER

Warranties and Certifications

Warranties	<ul style="list-style-type: none"> <li>• 25-year limited power warranty</li> <li>• 25-year limited product warranty</li> </ul>
Certifications	<p>UL listed to UL 1741 SA</p> <ul style="list-style-type: none"> <li>• SRDs: IEEE 1547-2003, IEEE 1547a-2014, CA Rule 21 Phase 1</li> <li>• PV Rapid Shutdown Equipment</li> <li>• Equipment Grounding</li> <li>• UL 6703, UL 9703 Connectors and cables (load break disconnection)</li> <li>• UL 1741 AC Module (Type 2 fire rating)</li> </ul> <p>Enables installation in accordance with:</p> <ul style="list-style-type: none"> <li>• NEC 690.6</li> <li>• NEC 690.12 Rapid Shutdown (inside and outside the array)</li> <li>• NEC 690.15 AC Connectors, 690.33(A) – (E)(1) FCC and ICES-003 Class B</li> </ul> <p>When used with InvisiMount racking (UL 2703):</p> <ul style="list-style-type: none"> <li>• Integrated grounding and bonding</li> <li>• Class A fire rated</li> </ul>
PID Test	Potential-induced degradation free



Please read the safety and installation instructions for details.



SUNPOWER®

527031 RevB