


DNA™ 120

Solar for Innovators

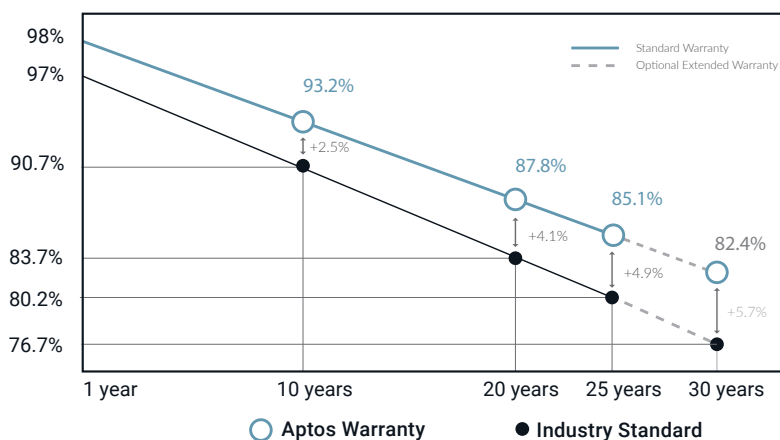
Residential | Commercial



Designed & Engineered in Silicon Valley 440W | 435W | 430W

Our DNA Split Cell Series uses advanced selective emitter PERC technology with thin film layers to improve heat tolerance, increase photon capture, minimize resistive loss, and use 5% more of the available active area for optimal power performance. Our panels exceed IEC standards and come with an industry leading, 30-year warranty.

Linear Performance Warranty



Features



Advanced Technology

Patented DNA™ technology boosts power performance & module efficiency



Maximum Panel Density

Advanced split cell technology with 9 ultra-thin busbars allows for less resistance and more photon capture



Durable Design

Robust product design is resilient in extreme weather. Up to 5400 Pa snow load and 5400 Pa wind load

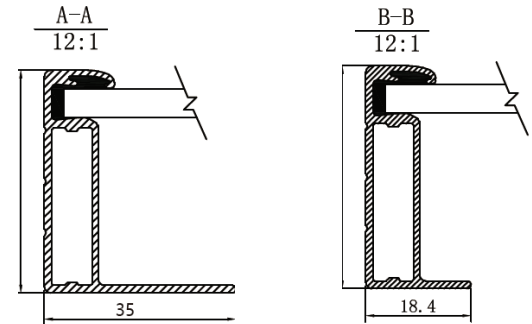



A Safe Investment

Industry leading 30 year warranty



3140 De La Cruz Blvd., Ste 200
Santa Clara, CA 95054
www.aptosolar.com | info@aptosolar.com



Electrical Specifications

	DNA-120-MF10-440W	DNA-120-MF10-445W	DNA-120-MF10-440W
STCrated Output P_{mpp} (W)	440W	445W	450W
Module Efficiency	20.39%	20.62%	20.85%
Open Circuit Voltage V_{oc} (V)	40.80	41.10	41.34
Short Circuit Current I_{sc} (A)	13.61	13.70	13.80
Rated Voltage V_{mpp} (V)	33.82	34.02	34.16
Rated Voltage I_{maz} (A)	13.01	13.09	13.17

Standard Test Conditions for front-face of panel: 1000 W/m², 25°C, measurement uncertainty $\leq 3\%$

Mechanical Properties

Cell Type	Monocrystalline
Glass	3.2mm, anti-reflection coating, high transmission, low iron, tempered glass
Frame	Anodized Aluminum Alloy
Junction Box	IP68
Dimensions	1903 X 1134 X 35 mm
Output Cable	4mm ² (EU)12AWG,39.37in.(1200mm)
Weight	52.9lbs.(24kg)
Cable Length	1200mm
Encapsulant	POE

Temperature Coefficients

Temperature Coefficients P_{mpp}	-0.35%/°C
Temperature Coefficients I_{sc}	+0.06%/°C
Temperature Coefficients V_{oc}	-0.31%/°C
Nominal Operating Cell Temperature (NOCT)	45°C

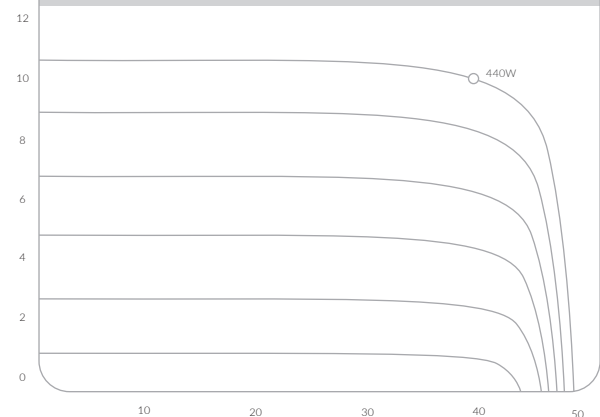
Test Operating Conditions

Maximum Series Fuse	25A
Maximum System Voltage	1,500 VDC (UL&IEC)
Maximum Load Capacity (Per UL 1703)	5400 PA Snow Load / 5400 Pa Wind Load
Fire Performance Class	Class C/Type 1

Packaging Configuration

Number of Modules per Pallet	31
Number of Pallets per 40ft. Container	24
Pallet Dimensions	2030 X 1220 X 1200
Pallet Weight (kg)	766
Container Weight (kg)	18,384

I-V Curve



Certifications

