

Q.PEAK DUO L-G5.2 380-395

Q.ANTUM SOLAR MODULE

The new high-performance module **Q.PEAK DUO L-G5.2** is the ideal solution for commercial and utility applications thanks to a combination of its innovative cell technology **Q.ANTUM** and cutting edge cell interconnection. This 1500V IEC/UL solar module with its 6 busbar cell design ensures superior yields with up to 395 Wp while having a very low LCOE.



LOW ELECTRICITY GENERATION COSTS

Higher yield per surface area, lower BOS costs, higher power classes, and an efficiency rate of up to 19.9%.



INNOVATIVE ALL-WEATHER TECHNOLOGY

Optimal yields, whatever the weather with excellent low-light and temperature behavior.



ENDURING HIGH PERFORMANCE

Long-term yield security with Anti LID Technology, Anti PID Technology¹, Hot-Spot Protect and Traceable Quality Tra.Q™.



EXTREME WEATHER RATING

High-tech aluminum alloy frame, certified for high snow (5400 Pa) and wind loads (2400 Pa).



A RELIABLE INVESTMENT

Inclusive 12-year product warranty and 25-year linear performance warranty².



¹ APT test conditions according to IEC/TS 62804-1:2015, method B (-1500V, 168h)

² See data sheet on rear for further information.

THE IDEAL SOLUTION FOR:



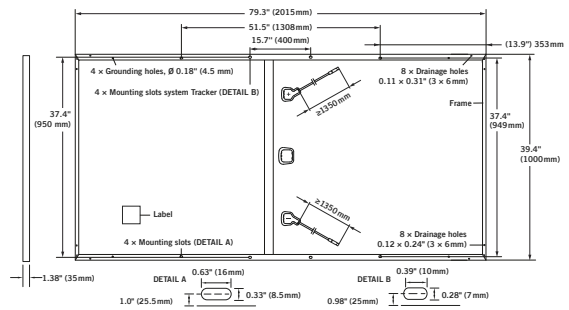
Rooftop arrays on commercial/industrial buildings



Ground-mounted solar power plants

MECHANICAL SPECIFICATION

Format	79.3 in × 39.4 in × 1.38 in (including frame) (2015 mm × 1000 mm × 35 mm)
Weight	51.8 lbs (23.5 kg)
Front Cover	0.13 in (3.2 mm) thermally pre-stressed glass with anti-reflection technology
Back Cover	Composite film
Frame	Anodized aluminum
Cell	6 × 24 monocrystalline Q.ANTUM solar half-cells
Junction box	2.76-3.35 in × 1.97-2.76 in × 0.51-0.83 in (70-85 mm × 50-70 mm × 13-21 mm), Protection class IP67, with bypass diodes
Cable	4 mm ² Solar cable; (+) ≥ 53.1 in (1350 mm), (-) ≥ 53.1 in (1350 mm)
Connector	Multi-Contact MC4-EVO2, JMTHY PV-JM601A, IP68 or Renhe O5-8, IP67

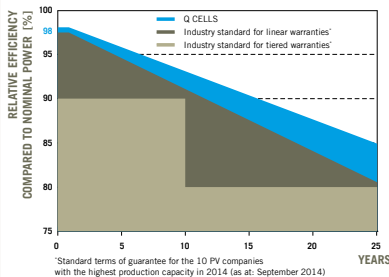


ELECTRICAL CHARACTERISTICS

POWER CLASS		380	385	390	395	
MINIMUM PERFORMANCE AT STANDARD TEST CONDITIONS, STC ¹ (POWER TOLERANCE +5 W / -0 W)						
Minimum	Power at MPP ¹	P_{MPP} [W]	380	385	390	395
	Short Circuit Current ¹	I_{SC} [A]	10.05	10.10	10.14	10.19
	Open Circuit Voltage ¹	V_{OC} [V]	47.95	48.21	48.48	48.74
	Current at MPP	I_{MPP} [A]	9.57	9.61	9.66	9.70
	Voltage at MPP	V_{MPP} [V]	39.71	40.05	40.38	40.71
	Efficiency ¹	η [%]	≥ 18.9	≥ 19.1	≥ 19.4	≥ 19.6
MINIMUM PERFORMANCE AT NORMAL OPERATING CONDITIONS, NMOT ²						
Minimum	Power at MPP	P_{MPP} [W]	283.9	287.6	291.3	295.1
	Short Circuit Current	I_{SC} [A]	8.10	8.14	8.17	8.21
	Open Circuit Voltage	V_{OC} [V]	45.12	45.37	45.62	45.87
	Current at MPP	I_{MPP} [A]	7.53	7.57	7.60	7.64
	Voltage at MPP	V_{MPP} [V]	37.69	38.01	38.33	38.64

¹Measurement tolerances $P_{MPP} \pm 3\%$; $I_{SC}, V_{OC} \pm 5\%$ at STC: 1000 W/m², 25 ± 2 °C, AM 1.5G according to IEC 60904-3. ²800 W/m², NMOT, spectrum AM 1.5G

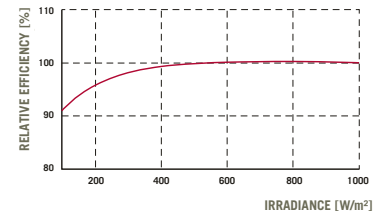
Q CELLS PERFORMANCE WARRANTY



At least 98% of nominal power during first year. Thereafter max. 0.54% degradation per year. At least 93.1% of nominal power up to 10 years. At least 85% of nominal power up to 25 years.

All data within measurement tolerances. Full warranties in accordance with the warranty terms of the Q CELLS sales organization of your respective country.

PERFORMANCE AT LOW IRRADIANCE



Typical module performance under low irradiance conditions in comparison to STC conditions (25 °C, 1000 W/m²).

TEMPERATURE COEFFICIENTS

Temperature Coefficient of I_{SC}	α	[%/K]	+0.04	Temperature Coefficient of V_{OC}	β	[%/K]	-0.28
Temperature Coefficient of P_{MPP}	γ	[%/K]	-0.37	Normal Operating Module Temperature	NMOT	[°F]	109 ± 5.4 (43 ± 3 °C)

PROPERTIES FOR SYSTEM DESIGN

Maximum System Voltage V_{SYS}	[V]	1500 (IEC) / 1500 (UL)	Safety Class	II
Maximum Series Fuse Rating	[A DC]	20	Fire Rating	C (IEC) / TYPE 1 (UL)
Max. Design Load, Push / Pull (UL) ²	[lbs/ft ²]	75 (3600 Pa) / 33 (1600 Pa)	Permitted module temperature on continuous duty	-40 °F up to +185 °F (-40 °C up to +85 °C)
Max. Test Load, Push / Pull (UL) ²	[lbs/ft ²]	113 (5400 Pa) / 50 (2400 Pa)		² see installation manual

QUALIFICATIONS AND CERTIFICATES

UL 1703; CE-compliant;
IEC 61215:2016, IEC 61730:2016 application class A



PACKAGING INFORMATION

Number of Modules per Pallet	29
Number of Pallets per 53' Trailer	26
Number of Pallets per 40' High Cube Container	22
Pallet Dimensions (L × W × H)	81.9 in × 45.3 in × 46.7 in (2080 mm × 1150 mm × 1185 mm)
Pallet Weight	1635 lbs (742 kg)

NOTE: Installation instructions must be followed. See the installation and operating manual or contact our technical service department for further information on approved installation and use of this product.

Hanwha Q CELLS America Inc.

300 Spectrum Center Drive, Suite 1250, Irvine, CA 92618, USA | TEL +1 949 748 59 96 | EMAIL inquiry@us.q-cells.com | WEB www.q-cells.us