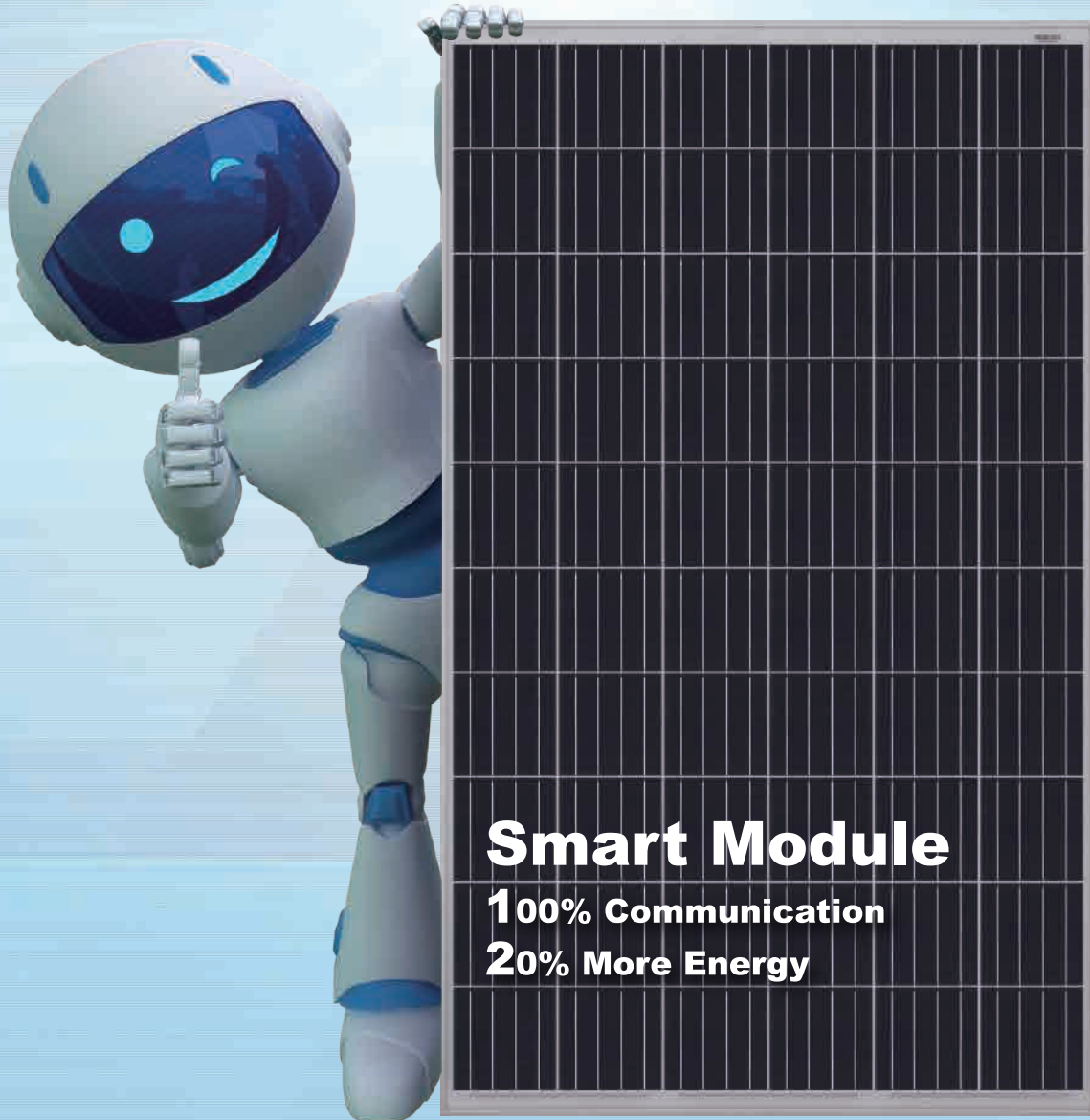


**JA SOLAR**



JAP6(SE)-60/255-275/4BB  
F35-35



**Harvest the Sunshine**  
Premium Cells, Premium Modules

# JAP6 (SE)

-60/255-275/4BB

F 35-35

MULTICRYSTALLINE SILICON MODULE

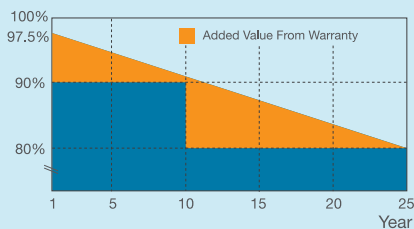
## JA Solar Holdings Co., Ltd.

JA Solar Holdings Co., Ltd is a world leading manufacturer of high-performance solar power products that convert sunlight into electricity for residential, commercial and utility-scale power generation. The company was founded in May 2005 and publicly listed on NASDAQ in February 2007. JA Solar has been the world's leading cell producer since 2010, and has firmly established itself as a tier 1 module supplier since 2012. Capitalizing on our strength in solar cell technology, we are committed to provide modules with unparalleled conversion efficiency, yield efficiency, and reliability to enable you to maximize your returns on PV projects. With its leading industry experience, continuous effort on R&D, customer-oriented service and sound financial status, JA Solar is your best choice of long-term trustworthy partner.

Add: Building No.8, Nuode Center, Automobile Museum East Road, Fengtai District, Beijing  
 Tel: +86 (10) 63611888  
 Fax: +86 (10) 63611999  
 Email: sales@jasolar.com market@jasolar.com

## Product Warranty

- 12-year product warranty
- 25-year linear power warranty



## Additional Insurance Options



## Partner Section

## Key Features



Multicrystalline modules designed for residential commercial and utility applications, rooftop or ground mount



Maximum energy gain ground mounted system: 2-5%, commercial 2-10%, residential 2-25%



Automatic module shut-down Unique electrocution prevention and fire safety



Flexible system design optimal site space utilization at reduced cost



Real-time alerts module-level web monitoring Increased uptime maintenance



Excellent mechanical load resistance: Certified to withstand high wind loads (2400Pa) and snow loads (5400Pa)

## Reliable Quality

- Positive power tolerance: 0~+5W
- 100% EL double-inspection ensures modules are defects free
- Potential Induced Degradation (PID) Resistant

## Comprehensive Certificates

- IEC 61215, IEC 61730, MCS and CE
- ISO 9001: 2008: Quality management systems
- ISO 14001: 2004: Environmental management systems
- BS OHSAS 18001: 2007: Occupational health and safety management systems
- Environmental policy: The first solar company in China to complete Intertek's carbon footprint evaluation program and receive green leaf mark verification for our products



Specifications subject to technical changes and tests. JA Solar reserves the right of final interpretation.

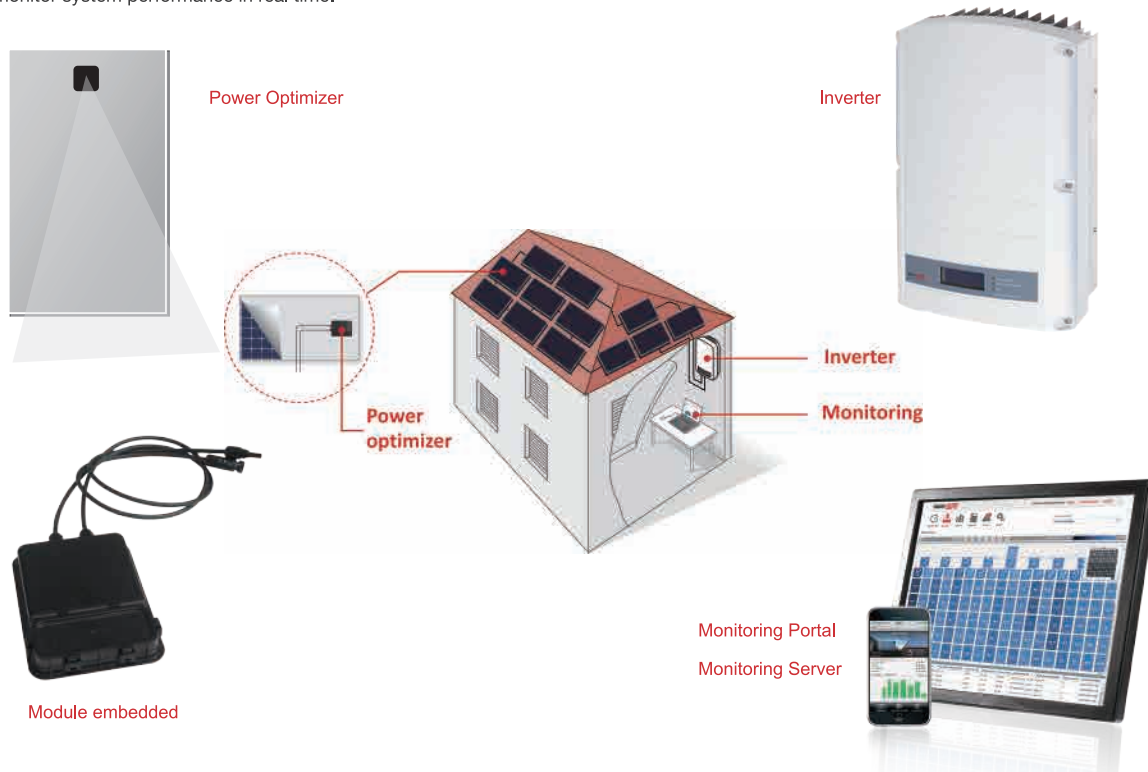
# JAP6 (SE) -60/255-275/4BB

## F 35-35



### System Architecture

JA smart system components work together with any inverter to maximize energy harvest. JA smart modules can communicate by electrical line, allowing users to monitor system performance in real time.



String Lengths (computed automatically by SolarEdge Site Designer)						
Module Power		255	260	265	270	275
MINIMUM string size with SolarEdge inverter	1ph	8				
	3ph	16				
	3ph-MV	18				
MAXIMUM string size with SolarEdge inverter	1ph	20	20	19	19	19
	3ph	44	43	42	41	40
	3ph-MV	50	49	48	47	46
String size with Non-SolarEdge	According to inverter design rules					

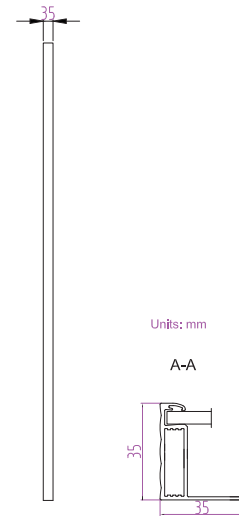
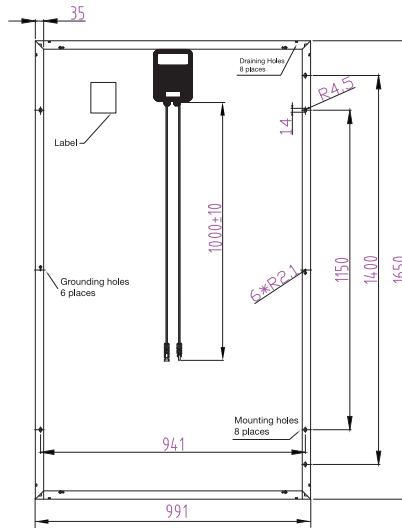

Output Voltages and Currents		
Operating Output Voltage when connected to SolarEdge Inverter	5-60	Vdc
Operating Output Voltage when connected to Non-SolarEdge Inverter	5-Voc of module	Vdc
Maximum Output Current when connected to SolarEdge Inverter	15	Adc
Maximum Output Current when connected to Non-SolarEdge Inverter	10	Adc
Output in Standby mode with SolarEdge inverter or with SMI and Non-SolarEdge inverter (when disconnected from inverter or inverter off)	1	Vdc

Standard Compliance	
Fire Safety	VDE-AR-E 2100-712:2013-05
PV Junction Box Safety	IEC62109-1 (class II safety, TUV-SUD), UL1741 (TUV-Rheinland & CSA)
PV Junction Box	EN50548 (TUV-SUD), UL3730 (TUV-Rheinland & CSA)

# JAP6(SE) -60/255-275/4BB

F 35-35

## Engineering Drawings



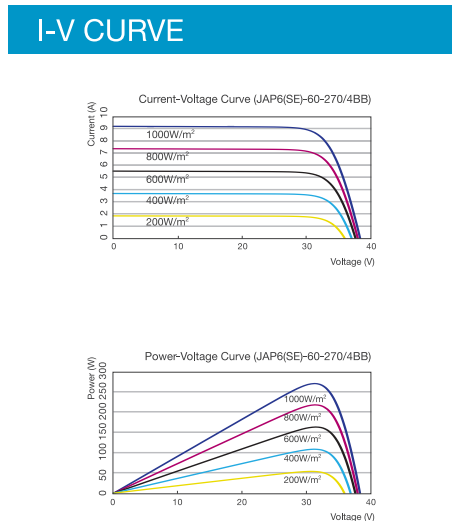
Units: mm

A-A

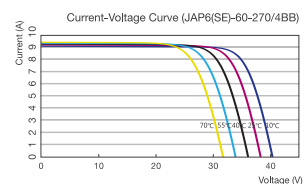
MECHANICAL PARAMETERS	
Cell (mm)	Poly 156x156
Weight (kg)	19.0±0.5
Dimensions (L×W×H) (mm)	1650×991×35
Cable Cross Section Size (mm <sup>2</sup> )	6
No. of Cells and Connections	60 (6×10)
Junction Box	Solar edge smart J-Box
Connector	MC4
Packaging Configuration	30 Per Pallet

WORKING CONDITIONS	
Maximum System Voltage	DC 1000V (TÜV)
Operating Temperature	-40°C~+85°C
Maximum Series Fuse	15A
Maximum Static Load, Front (e.g., snow and wind)	5400Pa (112 lb/ft <sup>2</sup> )
Maximum Static Load, Back (e.g., wind)	2400Pa (50 lb/ft <sup>2</sup> )
NOCT	45±2°C
Application Class	Class A

TYPE	ELECTRICAL PARAMETERS				
	JAP6(SE) -60-255/4BB	JAP6(SE) -60-260/4BB	JAP6(SE) -60-265/4BB	JAP6(SE) -60-270/4BB	JAP6(SE) -60-275/4BB
Rated Maximum Power at STC (W)	255	260	265	270	275
Open Circuit Voltage (Voc/V)	37.61	37.84	38.05	38.27	38.48
Maximum Power Voltage (Vmp/V)	30.59	30.81	31.02	31.23	31.44
Short Circuit Current (Isc/A)	8.90	9.04	9.08	9.15	9.26
Maximum Power Current (Imp/A)	8.34	8.44	8.54	8.65	8.75
Module Efficiency [%]	15.59	15.90	16.21	16.51	16.82
Power Tolerance (W)	-0~+5W				
Temperature Coefficient of Isc (αIsc)	+0.058%/°C				
Temperature Coefficient of Voc (βVoc)	-0.330%/°C				
Temperature Coefficient of Pmax (γPmp)	-0.410%/°C				
STC	Irradiance 1000W/m <sup>2</sup> , Cell Temperature 25°C, Air Mass 1.5				



TYPE	NOCT				
	JAP6(SE) -60-255/4BB	JAP6(SE) -60-260/4BB	JAP6(SE) -60-265/4BB	JAP6(SE) -60-270/4BB	JAP6(SE) -60-275/4BB
Max Power at STC (Pmax) [W]	185.13	188.76	192.39	196.02	199.65
Open Circuit Voltage (Voc) [V]	34.52	34.68	34.92	35.23	35.54
Max Power Voltage (Vmp) [V]	27.93	28.15	28.37	28.57	28.76
Short Circuit Current (Isc) [A]	7.04	7.08	7.11	7.15	7.21
Max Power Current (Imp) [A]	6.63	6.71	6.78	6.86	6.93
Condition	Under Normal Operating Cell Temperature, Irradiance of 800 W/m <sup>2</sup> , spectrum AM 1.5, ambient temperature 20°C, wind speed 1 m/s				



Electrical data in this catalog do not refer to a single module and they are not part of the offer. They only serve for comparison among different module types.