


Q.PEAK DUO ML-G10+ SERIES



395 - 415 Wp | 132 Cells
21.1% Maximum Module Efficiency

MODEL Q.PEAK DUO ML-G10+
Q.PEAK DUO ML-G10.4+



Breaking the 21% efficiency barrier

Q.ANTUM DUO Z technology with zero gap cell layout boosts module efficiency up to 21.1%.



A reliable investment

Inclusive 25-year product warranty and 25-year linear performance warranty¹.



Enduring high performance

Long-term yield security with Anti LeTID Technology, Anti PID Technology² and Hot-Spot Protect.



Extreme weather rating

High-tech aluminium alloy frame, certified for high snow (5400 Pa) and wind loads (4000 Pa).



Innovative all-weather technology

Optimal yields, whatever the weather with excellent low-light and temperature behaviour.



The most thorough testing programme in the industry

Qcells is the first solar module manufacturer to pass the most comprehensive quality programme in the industry: The new "Quality Controlled PV" of the independent certification institute TÜV Rheinland.

¹ See data sheet on rear for further information.

² APT test conditions according to IEC/TS 62804-1:2015, method A (-1500V, 96h)

The ideal solution for:



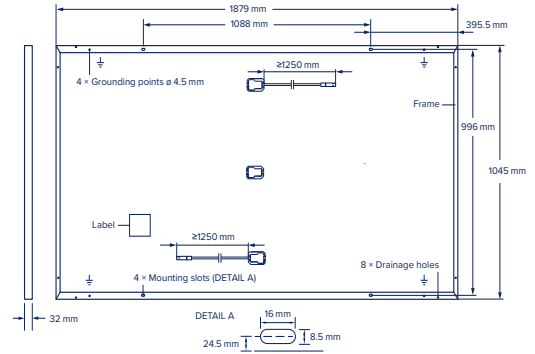
Rooftop arrays on residential buildings



Q.PEAK DUO ML-G10+ SERIES

Mechanical Specification

Format	1879 mm × 1045 mm × 32 mm (including frame)
Weight	22.0 kg
Front Cover	3.2 mm thermally pre-stressed glass with anti-reflection technology
Back Cover	Composite film
Frame	Black anodised aluminium
Cell	6 × 22 monocrystalline Q.ANTUM solar half cells
Junction box	53-101 mm × 32-60 mm × 15-18 mm Protection class IP67, with bypass diodes
Cable	4 mm ² Solar cable; (+) ≥1250 mm, (-) ≥1250 mm
Connector	Stäubli MC4; IP68

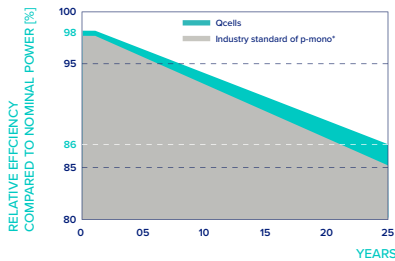


Electrical Characteristics

POWER CLASS			395	400	405	410	415
MINIMUM PERFORMANCE AT STANDARD TEST CONDITIONS, STC ¹ (POWER TOLERANCE +5W/-0W)							
Minimum	Power at MPP ¹	P_{MPP} [W]	395	400	405	410	415
	Short Circuit Current ¹	I_{SC} [A]	11.13	11.16	11.19	11.22	11.26
	Open Circuit Voltage ¹	V_{OC} [V]	45.03	45.06	45.09	45.13	45.16
	Current at MPP	I_{MPP} [A]	10.58	10.64	10.70	10.76	10.82
	Voltage at MPP	V_{MPP} [V]	37.32	37.59	37.85	38.11	38.37
	Efficiency ¹	η [%]	≥20.1	≥20.4	≥20.6	≥20.9	≥21.1
MINIMUM PERFORMANCE AT NORMAL OPERATING CONDITIONS, NMOT ²							
Minimum	Power at MPP	P_{MPP} [W]	296.4	300.1	303.9	307.6	311.4
	Short Circuit Current	I_{SC} [A]	8.97	8.99	9.02	9.04	9.07
	Open Circuit Voltage	V_{OC} [V]	42.46	42.49	42.52	42.56	42.59
	Current at MPP	I_{MPP} [A]	8.33	8.38	8.43	8.48	8.53
	Voltage at MPP	V_{MPP} [V]	35.59	35.82	36.04	36.27	36.49

¹Measurement tolerances $P_{MPP} \pm 3\%$; I_{SC} ; $V_{OC} \pm 5\%$ at STC: 1000 W/m², 25 ± 2 °C, AM 1.5 according to IEC 60904-3 • ²800 W/m², NMOT, spectrum AM 1.5

Qcells PERFORMANCE WARRANTY

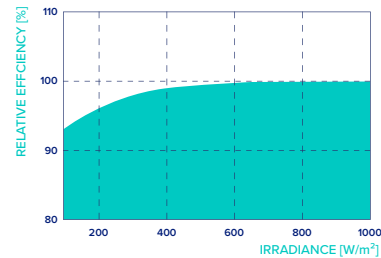


At least 98% of nominal power during first year. Thereafter max. 0.5% degradation per year. At least 93.5% of nominal power up to 10 years. At least 86% of nominal power up to 25 years.

All data within measurement tolerances. Full warranties in accordance with the warranty terms of the Qcells sales organisation of your respective country.

*Standard terms of guarantee for the 5 PV companies with the highest production capacity in 2021 (February 2021)

PERFORMANCE AT LOW IRRADIANCE



Typical module performance under low irradiance conditions in comparison to STC conditions (25 °C, 1000 W/m²).

TEMPERATURE COEFFICIENTS

Temperature Coefficient of I_{SC}	α [%/K]	+0.04	Temperature Coefficient of V_{OC}	β [%/K]	-0.27
Temperature Coefficient of P_{MPP}	γ [%/K]	-0.34	Nominal Module Operating Temperature	NMOT [°C]	43 ± 3

Properties for System Design

Maximum System Voltage	V_{SYS} [V]	1000	PV module classification	Class II
Maximum Reverse Current	I_R [A]	20	Fire Rating based on ANSI/UL 61730	C/TYPE 2
Max. Design Load, Push/Pull	[Pa]	3600/2660	Permitted Module Temperature on Continuous Duty	-40 °C - +85 °C
Max. Test Load, Push/Pull	[Pa]	5400/4000		

Qualifications and Certificates

Quality Controlled PV - TÜV Rheinland; IEC 61215:2016; IEC 61730:2016. This data sheet complies with DIN EN 50380.



Qcells pursues minimizing paper output in consideration of the global environment.

Note: Installation instructions must be followed. Contact our technical service for further information on approved installation of this product.
Hanwha Q CELLS GmbH Sonnenallee 17-21, 06766 Bitterfeld-Wolfen, Germany | TEL +49 (0)3494 66 99-23444 | FAX +49 (0)3494 66 99-23000 | EMAIL sales@q-cells.com | WEB www.qcells.com

qcells